








# Lucky Book-y Dip Box - Page 1

WORLD  
**BOOK  
DAY**

Colour in and cut out the books, labelling each with the titles of your favourite books. Decorate any box with a label from page 2 and fill it with your cut-out books. Take a lucky dip each day and read whichever book you pick out. A great resource for children, leaders, teachers and parents!



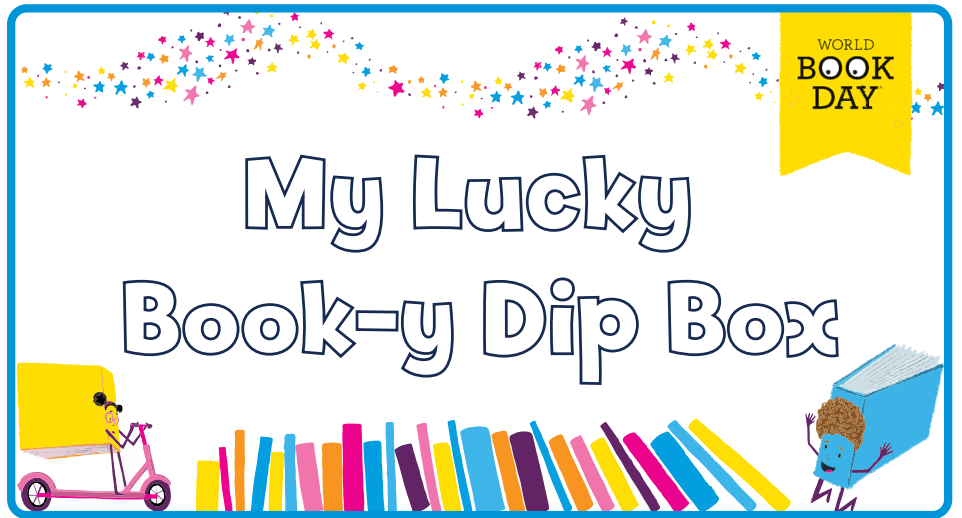


Use these two books as 'Read to Me' books.



Write the titles of books that you would like to read, but find slightly trickier to read on your own. When picked out of your box, these books can be read to you by a grown-up!



## My Lucky Book-y Dip Box



### Here's an Idea!

Instead of buying a box, why not make your own out of card, or even re-use an old box that you already have lying around at home?

Transform a cereal box into your Lucky Book-y Dip Box by giving it a lick of paint and labelling it with the label templates above.

